

**QUARTERLY REPORT OF REVENUE AND OTHER RECEIPTS**  
**As at the Quarter Ending March 31, 2020**

Department : State Universities and Colleges (SUCs)  
 Agency : Camiguin Polytechnic State College  
 Operating Unit : < not applicable >  
 Organization Code : 08 090 0000000  
 Fund Cluster : 05 - Internally Generated Funds (Fund 164)


5/11/2020  


Classification/Sources of Revenue and Other Receipts	UACS CODE	REVENUE TARGET (Annual) per BESF	Actual Revenue and Other Receipts Collections					Cumulative Remittance/Deposits to Date			Variance		Remarks	
			1st Quarter Ending March 31	2nd Quarter Ending June 30	3rd Quarter Ending Sept. 30	4th Quarter Ending Dec. 31	Total	Remittance to BTI	Deposited with AGDB	TOTAL	Amount	%		
Internally Generated Funds	2	23,323,000.00	4,387,185.80	0.00	0.00	0.00	0.00	4,387,185.80	9	10	11=(9+10)	12=(6-3)	13=(12/3)	14
Non-Revenue Collections/Other Receipts		23,323,000.00	4,387,185.80	0.00	0.00	0.00	0.00	4,387,185.80	0.00	0.00	0.00	(18,935,814.20)	-81 %	
Cash Receipts		23,323,000.00	4,387,185.80	0.00	0.00	0.00	0.00	4,387,185.80	0.00	0.00	0.00	(18,935,814.20)	-81 %	
Not Applicable		23,323,000.00	4,387,185.80	0.00	0.00	0.00	0.00	4,387,185.80	0.00	0.00	0.00	(18,935,814.20)	-81 %	
Other Service Income	4020199099	0.00	0.00	0.00	0.00	0.00	0.00	0.00	0.00	0.00	0.00	0.00	0 %	
Tuition Fees	4020201001	2,100,000.00	218,790.00	0.00	0.00	0.00	0.00	218,790.00	0.00	0.00	0.00	(1,881,210.00)	-90 %	
Income Collected from Students	4020201002	5,773,000.00	135,000.00	0.00	0.00	0.00	0.00	135,000.00	0.00	0.00	0.00	(5,638,000.00)	-98 %	
Income from Other Sources	4020201003	758,000.00	474,875.78	0.00	0.00	0.00	0.00	474,875.78	0.00	0.00	0.00	(283,124.22)	-37 %	
Other School Fees	4020201099	14,842,000.00	3,536,247.02	0.00	0.00	0.00	0.00	3,536,247.02	0.00	0.00	0.00	(11,105,752.98)	-78 %	
Other Sales	4020216099	50,000.00	22,273.00	0.00	0.00	0.00	0.00	22,273.00	0.00	0.00	0.00	(27,727.00)	-55 %	
<b>TOTAL</b>		<b>23,323,000.00</b>	<b>4,387,185.80</b>	<b>0.00</b>	<b>0.00</b>	<b>0.00</b>	<b>0.00</b>	<b>4,387,185.80</b>	<b>0.00</b>	<b>0.00</b>	<b>0.00</b>	<b>(18,935,814.20)</b>	<b>-81 %</b>	


Certified Correct:

  
**MICHELLE N. LACIERDA**  
 Accountant  
 Date: 2020-05-05 10:53:13.0

Recommending Approval:

  
**VICTORIA C. RITARDO**  
 Chief Administrative Officer  
 Date: 2020-05-05 11:15:12.0

Approved By:

  
**MACARIO B. OCLARIT**  
 SUC President  
 Date: 2020-05-05 13:45:52.0


**QUARTERLY REPORT OF REVENUE AND OTHER RECEIPTS**  
**As at the Quarter Ending March 31, 2020**

Department : State Universities and Colleges (SUCs)  
 Agency : Camiguin Polytechnic State College  
 Operating Unit : < not applicable >  
 Organization Code : 08 090 0000000  
 Fund Cluster : 06 - Business Related Funds (Fund 161)


5/11/2020  


Classification/Sources of Revenue and Other Receipts	UACS CODE	REVENUE TARGET (Annual) per BESF	Actual Revenue and Other Receipts Collections				Cumulative Remittance/Deposits to Date				Variance		Remarks
			1st Quarter Ending March 31	2nd Quarter Ending June 30	3rd Quarter Ending Sept. 30	4th Quarter Ending Dec. 31	Total	Remittance to BTI	Deposited with AGDB	TOTAL	Amount	%	
	2	3	4	5	6	7	8=[(9+(-)7)-9+9]	9	10	11=(9+10)	12=(8-3)	13=(12/3)	14
Business Related Funds		1,971,000.00	256,402.50	0.00	0.00	0.00	256,402.50	0.00	0.00	0.00	(1,714,597.50)	-87%	
Non-Revenue Collections/Other Receipts		1,971,000.00	256,402.50	0.00	0.00	0.00	256,402.50	0.00	0.00	0.00	(1,714,597.50)	-87%	
Cash Receipts		1,971,000.00	256,402.50	0.00	0.00	0.00	256,402.50	0.00	0.00	0.00	(1,714,597.50)	-87%	
Not Applicable		1,971,000.00	256,402.50	0.00	0.00	0.00	256,402.50	0.00	0.00	0.00	(1,714,597.50)	-87%	
Other Service Income	4020199099	302,000.00	70,822.00	0.00	0.00	0.00	70,822.00	0.00	0.00	0.00	(231,178.00)	-77%	
Other School Fees	4020201099	480,000.00	7,044.00	0.00	0.00	0.00	7,044.00	0.00	0.00	0.00	(472,956.00)	-99%	
Rent/Lease Income	4020205000	830,000.00	141,002.00	0.00	0.00	0.00	141,002.00	0.00	0.00	0.00	(688,998.00)	-83%	
Income from Printing and Publication	4020215000	359,000.00	37,534.50	0.00	0.00	0.00	37,534.50	0.00	0.00	0.00	(321,465.50)	-90%	
<b>TOTAL</b>		<b>1,971,000.00</b>	<b>256,402.50</b>	<b>0.00</b>	<b>0.00</b>	<b>0.00</b>	<b>256,402.50</b>	<b>0.00</b>	<b>0.00</b>	<b>0.00</b>	<b>(1,714,597.50)</b>	<b>-87%</b>	


Certified Correct:

  
**MICHELLE N. LACERDA**  
 Accountant  
 Date: 2020-05-05 10:53:13.0

Recommending Approval:

  
**VICTORIA C. RITARDO**  
 Chief Administrative Officer  
 Date: 2020-05-05 11:15:12.0

Approved By:

  
**MACARIO B. OCLARIT**  
 SUC President  
 Date: 2020-05-05 13:45:52.0